



General Information

The IP80 Series are impeller-type insertion meters designed for use in pipe sizes 1/2" to 8". High-quality jewel bearings and nickel-bound tungsten carbide shaft are used for maximum life and extreme low friction. Bodies are machined from solid rod for maximum precision. Low-flow performance is superior. The rotation of the rotor is detected by a non-drag Hall-effect sensor. Output is a pulse-type square wave, which can be sent long distances (up to 2,000 feet) without a transmitter. This signal can be connected directly to SeaMetrics controls, as well as PLC's, counters, and computer cards.

SeaMetrics IP meters are ideal for chemical proportioning applications. If no display is required, a simple divider such as the PD10 provides adjustable pump pacing. For rate and total display, as well as pump pacing, the FT415/420 flow indicator can be mounted directly on the IP80 Series, or remotely on a wall or panel.

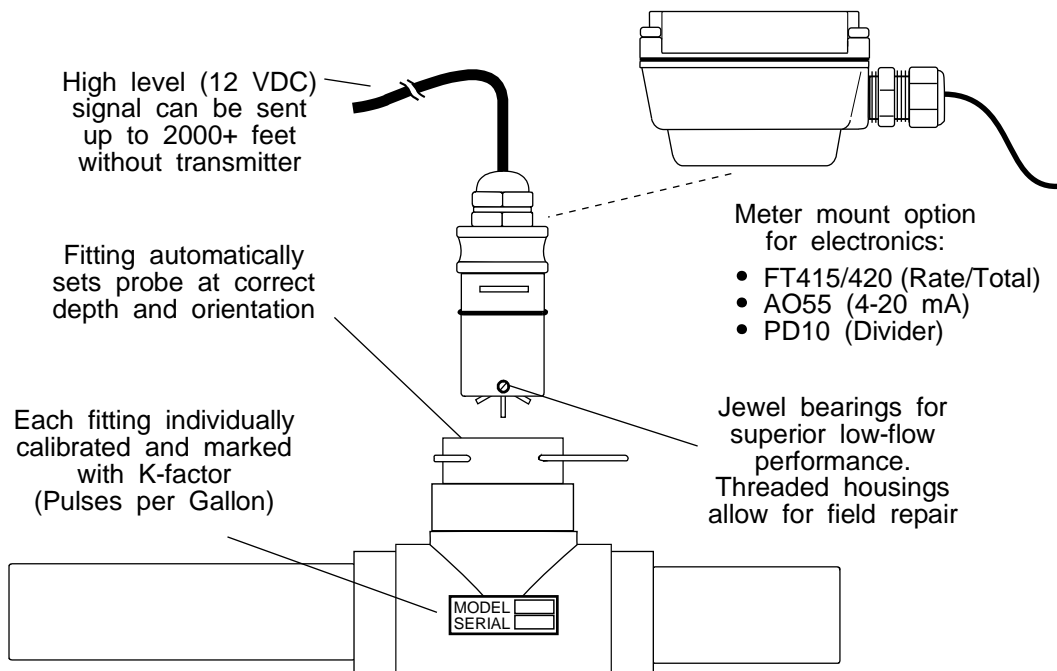
The IP80 Series require special fittings, since they are not depth-adjustable as are the IP 100/200 series meters. Installation in the fitting ensures correct depth placement in the pipe. Fittings are available in PVC, brass, and stainless steel. Sensors are available in brass, 316 stainless steel, PVC, and polypropylene. In plastic pipe 3"-8", use an IP82 sensor, which is 1.00" longer than the IP81 to accommodate the larger fittings.

Specifications

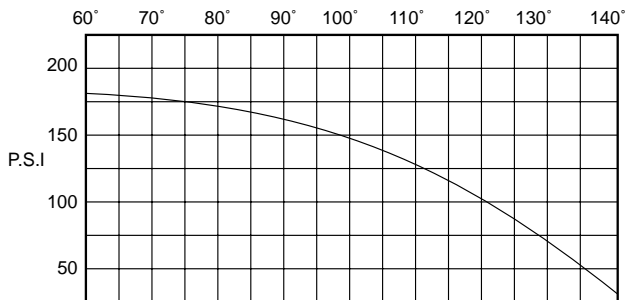
Sensor	Hall Effect Sensor	12 VDC current sinking pulse
Materials	Sensor Body	PVC, Polypro, Brass, or 316 SS
	Rotor	Kynar
	Shaft	Nickel-bound tungsten carbide, ceramic optional
	Bearings	Ruby jewel
Maximum Pressure	PVC	175 PSI (12 bar) at 75° *
	Polypro	175 PSI (12 bar) at 75° *
	Brass	200 PSI (14 bar)
	316 SS	250 PSI (17 bar)
Maximum Temperature	PVC, Polypro	130° F (55° C)*
	Brass, SS	200° F (93° C)
Accuracy		1-1/2% FS
Flow Range (GPM)		
	1/2" 3/4" 1" 1-1/2" 2" 3" 4" 6" 8"	
Min	0.28 0.5 0.8 1.9 3.1 6.9 12 27 47	
Max	28 50 80 190 314 691 1200 2700 4700	
Cable		#22 AWG 3-con, 18'
		*(see Pressure vs. Temperature chart)

Fittings Compatibility Chart		
Material	IP81	IP82
Bronze	1"- 4" Tee	3"- 8" Braze fitting
PVC	1/2"- 2" Tee	3"- 8" Saddle
Polypro	N/A	3"- 8" Tee
Stainless steel	1/2"- 2" Tee	3"- 8" Weld fitting
Carbon steel	1/2"- 2" Tee	3"- 8" Weld fitting

Features



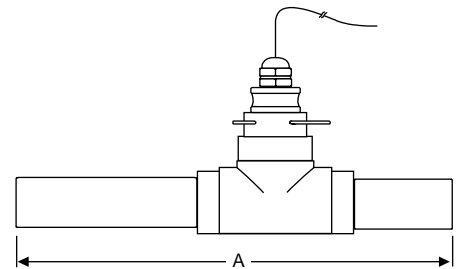
PVC Working Pressure vs. Temperature



Dimensions: PVC Fittings

Fitting Length	
Size	Dim. A
1/2"	14-1/2"
3/4"	18-1/2"
1"	18-1/2"
1-1/2"	20"
2"	20"
3"	*
4"	*
6"	*

* Requires saddle



How To Order

Material Code: **P** (PVC), **Y** (Polypro), **K** (PVDF), **B** (Brass), **S** (316 SS)
 Option Code: (see options at right)

IP81 _____ - _____

IP82 _____ - _____

Option codes:

01 Ceramic shaft

06 LMI connector

07 SeaMetrics connector

SeaMetrics

20419 80th Ave. So., Kent, WA 98032 USA

Phone: 253-872-0284 Fax: 253-872-0285

www.seametrics.com 1-800-975-8153